



Plastic and Metal Components

Product

¼ Turn Captive Panel Latch

Part Numbers

¼ Turn Latch: 1009-00-0017

Handle (Optional): 3169-00-0017

Features

- Molded as a one-piece design -- reduces number of inventoried parts
- Captive latch assembly prevents misplaced parts during installation and usage
- Low cost alternative to metal latches
- Low profile design
- Non-corrosive, non-conductive, non-hygroscopic material

Applications

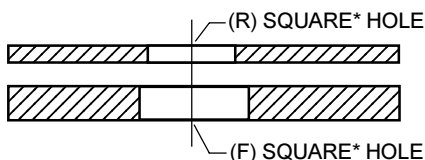
- Metal Enclosures
- Computer Servers
- Medical Equipment
- Telecommunication Cabinets
- Copiers

Technical Data


- Material: Acetal
- Rated for 90 lbs. tension, 125 lbs. shear

Dimensions for Prepared Panel/Structure


	Removable Panel (R)	Fixed Structure (F)
Panel Thickness	.040" - .057"	.040" - .110"
Punched Hole	.358" - .353" Sq.	.377" - .375" Sq.



* Internal corner radii .015" max.
 ± .024" float, two directions




The Fastex ¼-Turn Captive Fastener's grommet and plunger are molded as one-piece.



The Fastex ¼-Turn Captive Fastener installs quickly and easily by inserting the grommet end into prepared, punched square holes in both the removable panel and the fixed structure. The plunger is driven into the grommet by striking the head of the fastener with a hammer.



As the plunger enters the grommet, the two prongs spread, securely locking the two panels together. To separate the panels, insert the optional handle (sold separately) into the slot on the top of the plunger. A screwdriver or coin can also be used.



By rotating the plunger head ¼ turn, the grommet compresses to its original size. The removable panel can then be separated from the fixed structure. The ¼ turn fastener is held captive in the panel ready for reuse.

See reverse side for print.

Product

¼ Turn Captive Panel Latch

Part Numbers

¼ Turn Latch: 1009-00-0017

Handle (Optional): 3169-00-0017

